

## QUICKTIP

# Ship Mode

Ship Mode is a method to put rechargeable hearing aids into a low power/off mode when shipping the hearing aids in for repair or storing them prior to fitting. Shipping in a low power/off mode will prevent the hearing aids from producing feedback while in transit, and storing the hearing aids in Ship Mode will preserve battery life.

## Enabling Ship Mode

- 1 Launch Pro Fit.
- 2 On the Connect screen, select the hearing aid(s). *[Fig. 1]*

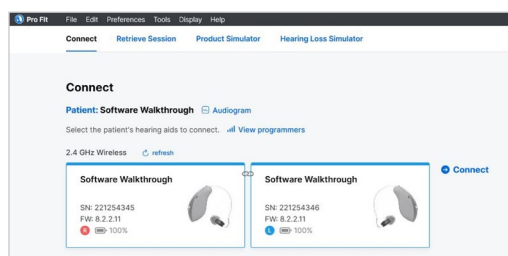


Figure 1

- 3 Select Tools, then select **Ship Mode**. *[Fig. 2]*

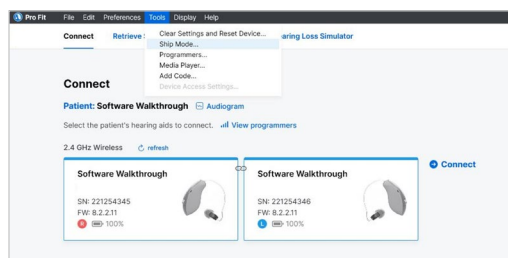


Figure 2

- 4 Once prompted, select **Yes** to continue setting the hearing aid(s) to Ship Mode. *[Fig. 3]*

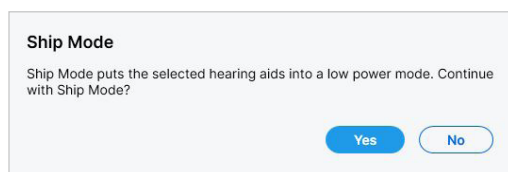


Figure 3

- 5 The hearing aid(s) are now powered down and will no longer display on the Connect screen.
- 6 Once the rechargeable 2.4 GHz hearing aids are in Ship Mode, to power on, briefly insert them into the appropriate charger for 3 seconds then remove.